

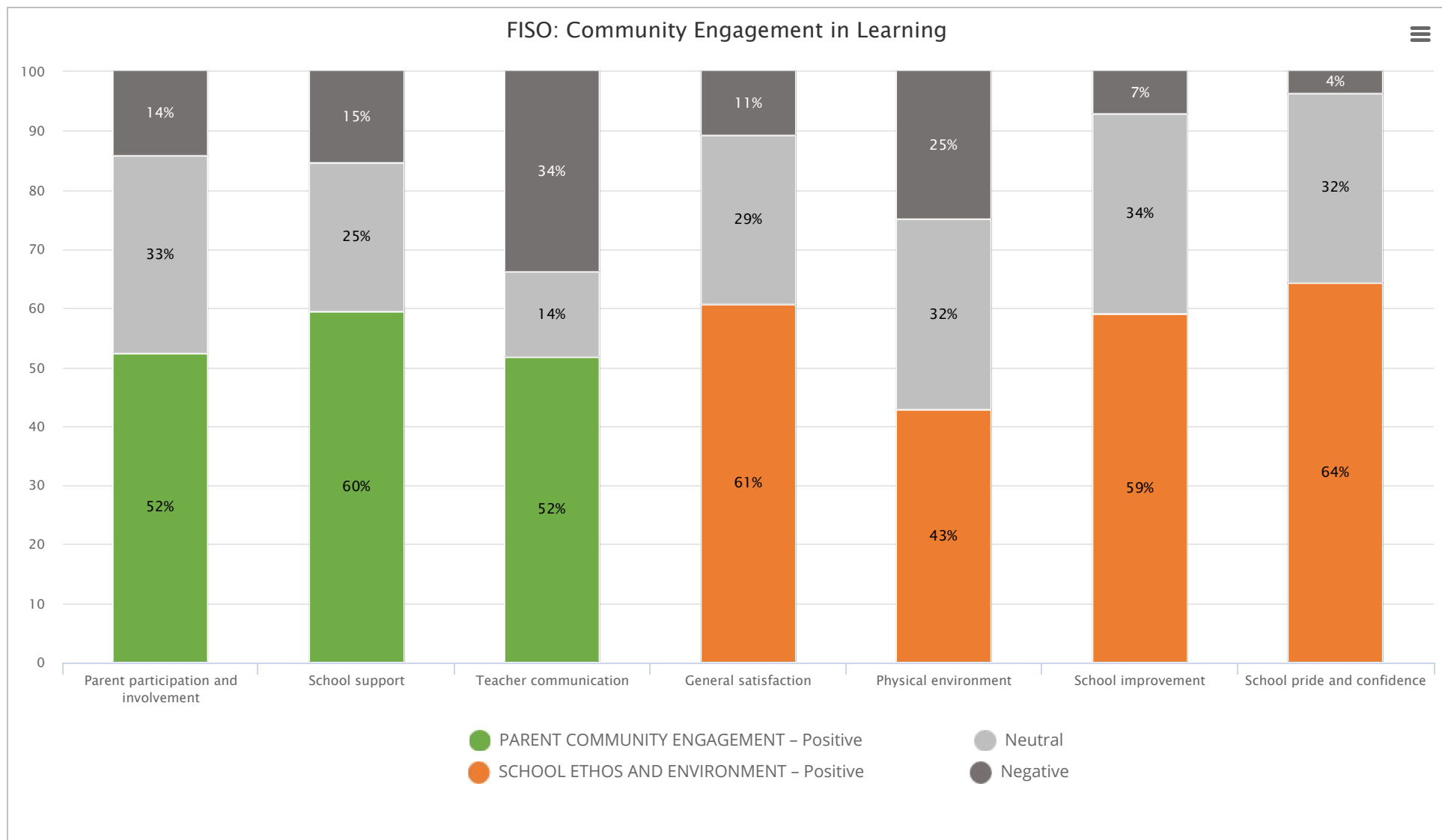


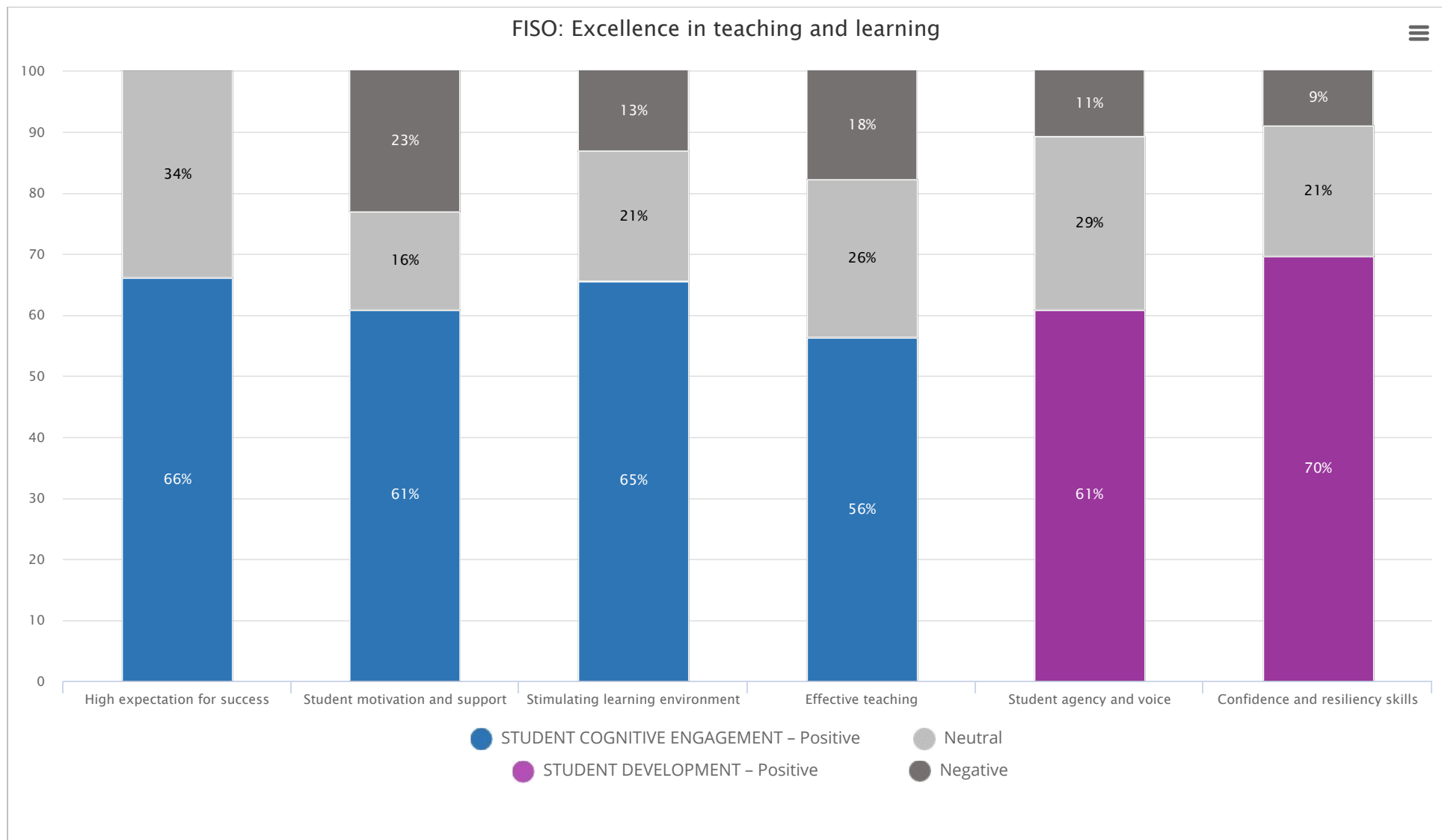
Your School, Your Say – School Portal

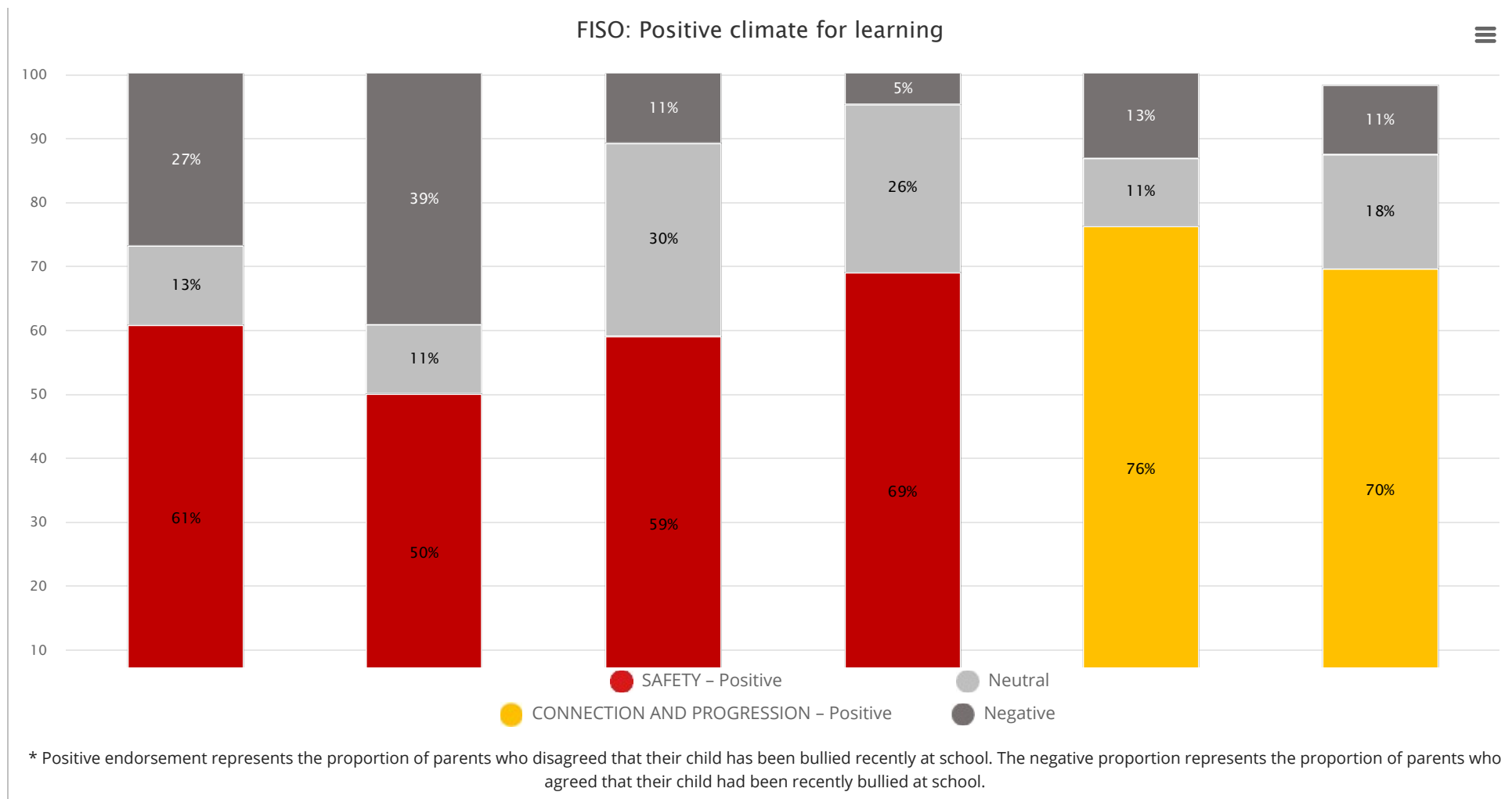
2017 Parent Opinion Survey
Preliminary Summary School Report for:
Monterey Secondary College

Total number of parent responses: 28

OVERVIEW OF SCHOOL PERFORMANCE ON FRAMEWORK FACTORS







Guide to reading results

CHARTS:

- % Positive endorsement represents the proportion of parents answering 'agree' or 'strongly agree' to the full set of questions within each factor. The Survey Framework provides full details about these factors. Results for individual questions (items) within each factor are shown further below.

DATA TABLES:

- Results relating to members of small cohorts (less than 3 parents answering the question) have been suppressed (*) to prevent the possible identification of individuals.
- Results for individual measures or factors may not add to 100% where some parents did not answer the question(s).

Summary Measures, FISO: Community Engagement in Learning

DOMAIN: PARENT COMMUNITY ENGAGEMENT

Framework Factor	Monterey Secondary College		
	Overall Results		
	% Positive	% Neutral	% Negative
Parent participation and involvement	52%	33%	14%
This school gives me opportunities to participate in my child's education	54%	25%	21%
I feel this school values parents' contributions	50%	32%	18%
This school has a strong relationship with the local community	54%	43%	4%
School support	60%	25%	15%
I am able to get the information I need through the school's regular communication channels	57%	29%	14%
I feel comfortable about approaching this school with any concerns I might have	61%	21%	18%
This school takes parents' concerns seriously	61%	25%	14%
Teacher communication	52%	14%	34%
There is effective two-way communication between the teachers and parents at this school	54%	14%	32%
Teachers communicate with me often enough about my child's progress	50%	14%	36%

DOMAIN: SCHOOL ETHOS AND ENVIRONMENT

Framework Factor	Monterey Secondary College		
	Overall Results		
	% Positive	% Neutral	% Negative
General satisfaction	61%	29%	11%
Overall, I am satisfied with the education my child receives from this school	61%	29%	11%
Physical Environment	43%	32%	25%
This school has clean and well-maintained facilities and grounds	43%	32%	25%
School improvement	59%	34%	7%
This school always aims to improve the quality of education it provides	68%	29%	4%
This school has a clear understanding of its strengths and areas for improvement	50%	39%	11%
School pride and confidence	64%	32%	4%
I feel confident that this school provides a good standard of education for my child	64%	32%	4%

Summary Measures, FISO: Excellence in teaching and learning

DOMAIN: STUDENT COGNITIVE ENGAGEMENT

Framework Factor	Monterey Secondary College		
	Overall Results		
	% Positive	% Neutral	% Negative
High expectation for success	66%	34%	0%
Teachers at this school expect my child to do his/her best	75%	25%	0%
This school celebrates student achievements in all areas	57%	43%	0%
Student motivation and support	61%	16%	23%
My child gets extra help with learning from teachers when needed	68%	18%	14%
My child feels motivated by his/her teachers to learn	54%	14%	32%
Stimulating learning environment	65%	21%	13%
This school provides diverse programs for my child's interests and abilities	61%	18%	21%
The academic standards at this school provide adequate challenge for my child	82%	14%	4%
The teachers are very good at making learning engaging	54%	32%	14%
Effective teaching	56%	26%	18%
Teachers are enthusiastic and positive about teaching	61%	25%	14%
Teachers provide useful feedback and respond to the learning needs of my child	46%	25%	29%
My child can explore their own interests when it is related to their class work	50%	32%	18%
I understand how my child is assessed	68%	21%	11%

DOMAIN: STUDENT DEVELOPMENT

Framework Factor	Monterey Secondary College		
	Overall Results		
	% Positive	% Neutral	% Negative
Student agency and voice	61%	29%	11%
This school provides opportunities for my child to make decisions and solve problems	64%	29%	7%
This school provides opportunities for my child to develop a sense of responsibility	71%	25%	4%
My child is taught organisational skills to help him/her with managing homework and schoolwork load	46%	32%	21%
Confidence and resiliency skills	70%	21%	9%
The school provides my child with opportunities to build his/her confidence	64%	29%	7%
This school encourages my child to persist when learning is difficult	75%	14%	11%

Summary Measures, FISO: Positive climate for learning

DOMAIN: SAFETY

Framework Factor	Monterey Secondary College		
	Overall Results		
	% Positive	% Neutral	% Negative
Managing bullying	61%	13%	27%
My child feels safe at school	68%	11%	21%
My child feels confident about the skills and strategies he/she has learnt at school to address bullying behaviours	54%	14%	32%
Experience of bullying	50%	11%	39%
My child has been bullied recently at school	50%	11%	39%
Promoting positive behaviour	59%	30%	11%
This school has a consistent approach to promoting positive student behaviour	57%	32%	11%
Teachers at this school model positive behaviour	61%	29%	11%
Respect for diversity	69%	26%	5%
The school respects and values my family's beliefs and wishes	71%	25%	4%
This school communicates the importance of respecting all cultural beliefs and practices	64%	32%	4%
This school treats my child with respect	71%	21%	7%

DOMAIN: CONNECTION AND PROGRESSION

Framework Factor	Monterey Secondary College		
	Overall Results		
	% Positive	% Neutral	% Negative
School connectedness	76%	11%	13%
My child feels accepted by other students at school	75%	7%	18%
My child enjoys the learning they do at school	75%	11%	14%
This school gives my child opportunities to participate in school activities	79%	14%	7%
Positive transitions	70%	18%	11%
My child has been supported this year to adjust to his/her new year level	86%	4%	7%
	54%	32%	14%

Framework Factor

I feel confident that this school prepares students for the next phase of their life/schooling

Monterey Secondary College		
Overall Results		
% Positive	% Neutral	% Negative